

Ferrule — FWP 690V/700V (IEC/UL): 20-100A, Striker Optional

FWP (22 x 58mm)

Specifications

Description: Ferrule style high speed fuses with and without indicating striker.

Dimensions: See dimensions illustration.

Ratings:

Volts: — 690Vac (IEC)
— 700Vac (UL)

Amps: — 20-100A

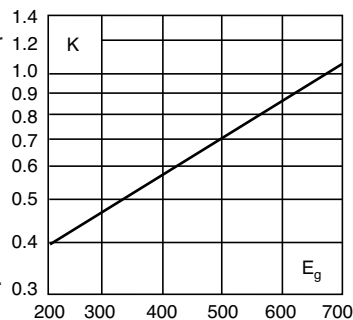
IR: — 200kA RMS Sym.
— 50kA @ 500Vdc

Agency Information: CE, UL Recognition

Electrical Characteristics

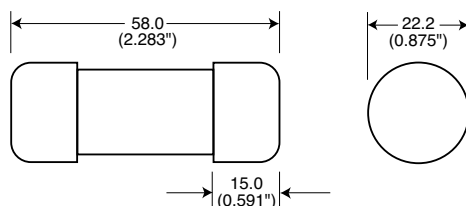
Total Clearing I^2t

The total clearing I^2t at rated voltage and at power factor of 15% are given in the electrical characteristics. For other voltages, the clearing I^2t is found by multiplying by correction factor, K, given as a function of applied working voltage, E_g , (rms).

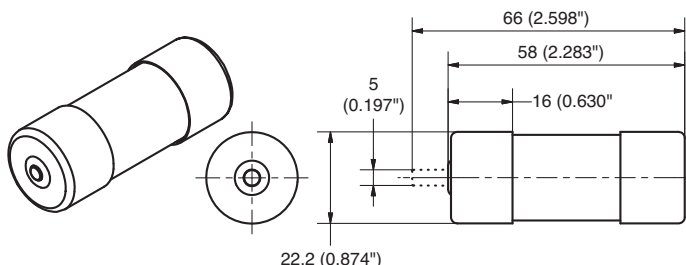


Dimensions - mm (inches)

Without Striker



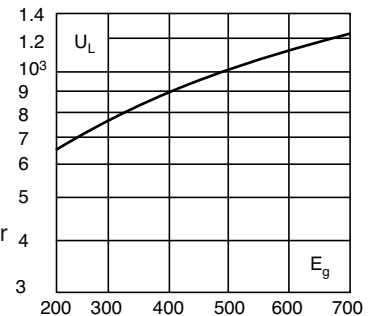
With Striker



Data Sheet: 720026

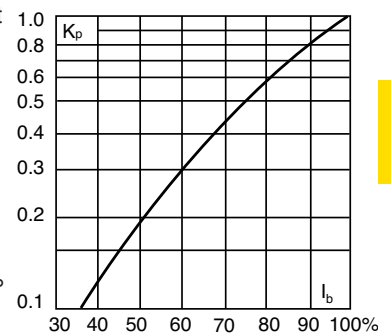
Arc Voltage

This curve gives the peak arc voltage, U_L , which may appear across the fuse during its operation as a function of the applied working voltage, E_g , (rms) at a power factor of 15%.



Power Losses

Watts loss at rated current is given in the electrical characteristics. The curve allows the calculation of the power losses at load currents lower than the rated current. The correction factor, K_p , is given as a function of the RMS load current, I_b , in % of the rated current.



Catalog Numbers

Catalog Numbers	Size	Electrical Characteristics			
		Rated Current RMS-Amps	I^2t (A ² Sec)		Watts Loss
			Minimum Melting	Clearing At Rated Voltage	
Without Striker					
FWP-20A22Fa	22 x 58mm (7/8" x 2 1/2")	20	19.0	260	5
FWP-25A22Fa		25	34.0	410	6
FWP-32A22Fa		32	53.5	605	8
FWP-40A22Fa		40	68	750	9
FWP-50A22Fa		50	135	1600	9.5
FWP-63A22Fa		63	280	3080	11
FWP-80A22Fa		80	600	6600	13.5
FWP-100A22Fa		100*	1100	12500	16
With Striker					
FWP-20A22FI	22 x 58mm (7/8" x 2 1/2")	20	19.0	260	5
FWP-25A22FI		25	34.0	410	6
FWP-32A22FI		32	53.5	605	8
FWP-40A22FI		40	68	750	9
FWP-50A22FI		50	135	1600	9.5
FWP-63A22FI		63	280	3080	11
FWP-80A22FI		80	600	6600	13.5
FWP-100A22FI		100*	1100	12500	16

*IEC/UL Voltage rating 690/700

Features and Benefits

- Excellent cycling capability and DC performance
- Low arc voltage and low energy let-through (I^2t)
- Low watts loss in a compact size
- Used with finger-safe holders/blocks

Typical Applications

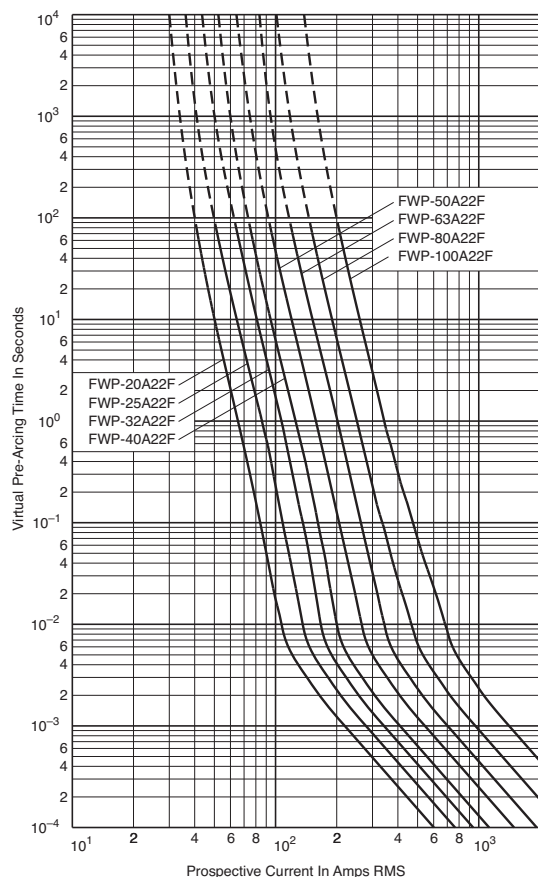
- DC common bus
- DC drives
- Power converters/rectifiers
- Reduced voltage starters

Ferrule — FWP 690V/700V (IEC/UL): 20-100A, Striker Optional

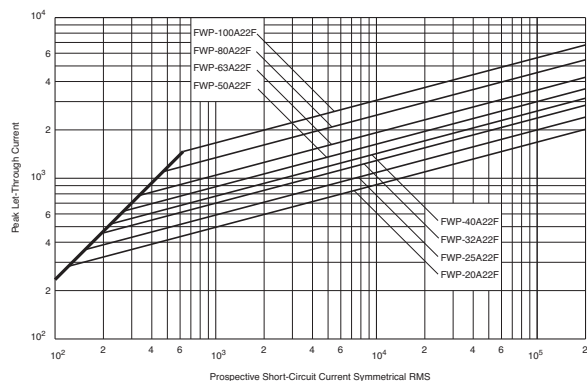
Without Striker

FWP 20-100A: 660V/700V (22 x 58mm)

Time-Current Curve



Peak Let-Through Curve



Mouser Electronics

Authorized Distributor

Click to View Pricing, Inventory, Delivery & Lifecycle Information:

Eaton:

[FWP-100](#) [FWP-1000](#) [FWP-1000A](#) [FWP-1200A](#) [FWP-125](#) [FWP-150](#) [FWP-175](#) [FWP-200](#) [FWP-20A22FI](#) [FWP-250](#) [FWP-25A14FI](#) [FWP-25A22FI](#) [FWP-300](#) [FWP-30A14FI](#) [FWP-32A22FI](#) [FWP-35](#) [FWP-350](#) [FWP-35A](#) [FWP-40](#) [FWP-40A14FI](#) [FWP-40A22FI](#) [FWP-45](#) [FWP-450](#) [FWP-50](#) [FWP-500](#) [FWP-50A](#) [FWP-5AR14F](#) [FWP-60](#) [FWP-600](#) [FWP-63A22FI](#) [FWP-70](#) [FWP-80](#) [FWP-80A22FI](#) [FWP-90](#) [FWP-900](#) [FWP-900A](#)